



▶▶▶ **PRINTING INSTRUCTIONS**

Instructions for Printing onto Dark Colored Textiles with **FOREVER Laser-Dark**

▶▶▶ **PRINT SETTINGS**

COLOR COPIER

Paper Mode: See list on reverse side
Image Mode: **NO mirror image**
Feeding: Bypass (manual feeding)

LASER PRINTER

Paper Mode: See list on reverse side
Image Mode: **NO mirror image**
Feeding: Bypass (manual feeding)

▶▶▶ **TRANSFER SETTINGS**

	AUTOMATIC HEAT PRESS	MANUAL HEAT PRESS	
PRESSURE	5 bar (70 PSI)	High/maximum	
TEMPERATURE	200° C (390° F)	200° C (390° F)	
TIME	60 seconds	80 seconds	

▶▶▶ **TRANSFER APPLICATION**

- ▶ Print your design on **FOREVER Laser-Dark** and cut out the contours.
(For open images or lettering use a plotter with an optical eye function.)
- ▶ Peel the backing paper off and place the transfer on the t-shirt.
- ▶ Cover the design with the silicone paper **Antistick** and five sheets of normal paper.
- ▶ Press for 60/80 seconds respectively.
- ▶ Take off the five sheets of paper.
- ▶ Rub the silicone paper **Antistick** with a towel until the print cools down to avoid the toner sticking to the silicone paper.
- ▶ Peel off the silicone paper **Antistick**.
- ▶ For a softer touch stretch the garment into the width.

▶▶▶ **WASHING**

- ▶ **Up to 40° C** (cold wash cycle). Do not use bleach. Do not tumble dry.


















▶▶▶ **IRONING**











- ▶ **When ironing cover the print with baking paper.**

▶ **ANY PROBLEMS?** Visit our website www.forever-ots.com
Click Video, choose the transfer paper, transfer machine, the product and watch the specific application!



**PRINTER COMPATIBILITY LIST
FOREVER Laser-Dark**

BRAND	MODEL	PRINTER SETTINGS
CANON	CLC 200 	HEAVY PAPER
	CLC 300-350 	HEAVY PAPER
	CLC 500-550 	HEAVY PAPER
	CP 600 	UNSUITABLE
	CLC 700 	HEAVY PAPER
	CLC 800 	HEAVY PAPER
	CLC 900-950 	HEAVY PAPER
	CLC1000 	HEAVY PAPER
	CLC1100 	HEAVY PAPER
	CLC1130 	HEAVY PAPER
	CLC1150 	HEAVY PAPER
	CLC1160 	HEAVY PAPER
	CLC1180 	HEAVY PAPER
	CLC3200	HEAVY PAPER
DEVELOP	QC 2235+	THICK PAPER 1
	QC 3101	THICK PAPER 1
	ineo 450+	THICK PAPER 1
EPSON	Laser C 8500	UNSUITABLE
	Laser C 8600	LABEL
	Aculaser C 1100	UNSUITABLE
HP	2500 L	HEAVY PAPER
	2550 L	ROUGH PAPER
	3500 N	HEAVY PAPER
	4550	HEAVY PAPER
	3550	HEAVY PAPER
	2600 N	TRANSPARENCY
KYOCERA	FS-C5020N	LABEL
LEXMARK	C912	HEAVY PAPER
MINOLTA	MagiColor 2 	TRANSPARENCY
	Bizhub C 250	THICK PAPER 1
	Bizhub C 350	THICK PAPER 1
	Bizhub C 450	THICK PAPER 1
	Bizhub Pro C500	NORMAL 256g
	CF 2002	THICK PAPER 1 or 2
	CF 3102	THICK PAPER 1 or 2
	QMS 2200 	THICK PAPER
	QMS 2300 DL	THICK STOCK
	QMS 2350	THICK STOCK
	MC 2400 W	LABEL
QMS 6100 DL 	HEAVY PAPER	
NASHUATEC	DSC 328 	HEAVY PAPER

BRAND	MODEL	PRINTER SETTINGS
OKI	C 3100/3200	LABEL
	C 5200/5400	LABEL
	C 5700	GLOSSY PAPER
	C 9300/9500	LABEL
	C 9600	LABEL
	C 9800	LABEL
RICOH	Aficio AP3800C	HEAVY PAPER
	Aficio 2228C 	HEAVY PAPER
TALLY	8004/81004 	LABEL
	8008	LABEL
	8204 	TRANSPARENCY
	8006e 	HEAVY PAPER
TOSHIBA	eStudio 211c 	THICK 2
	eStudio 311c 	THICK 2
UTAX	CDC1526D	NORMAL/PLAIN PAPER
XANTE	600 	HEAVY PAPER
	1200 PRO 	HEAVY PAPER
XEROX	DC 12 	HEAVY PAPER
	DC 3535	NORMAL/PLAIN PAPER
	Workcenter 3545	LABEL
	DC 50 	HEAVY PAPER
	M 24	THIN PAPER
	Phaser 7750	NORMAL/PLAIN PAPER
	DC 240/250	HEAVY PAPER 1

