


FOIL RESIST ADDITIVE 3802



RECOMMENDED FABRICS

100% Cotton
Some 50/50 Cotton/Polyester Blends




INK APPLICATION

Foil Resist Additive 3802 can be mixed into most standard plastisol inks to make mixed ink resist foil during application of foil in a heat press.



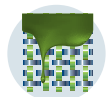
ADDITIVES

Not recommended.



SCREEN MESH

86-160 t/in (34-63 t/cm)
monofilament



EMULSION

Any direct or indirect emulsion or capillary film in the 35 to 70 micron range



SQUEEGEE

65-70 Durometer
Sharp edge



CURE TEMPERATURES

325°F (163°C) entire ink film



CLEAN-UP

Any eco-friendly plastisol screen wash



PRODUCT PACKAGING

Quart, 1 gallon, 5 gallon, 30 gallon or 50 gallon containers



STORAGE OF INK CONTAINERS

65° to 90°F (18°C to 32°C)
Avoid storage in direct sunlight
Keep containers well sealed



SDS

Refer to SDS prior to use

FEATURES

Foil Resist Additive 3802 helps to resist foil adhesion when applying foil in a heat press.

Use to create multi-color designs with foil sticking only to the desired areas of the design or print.

Easily mixes into and works with most standard plastisol inks.

SPOT FLASHING

Foil Resist Additive 3802 may slow down the flash times of some plastisol inks. 3802 Foil Resist Additive should spot dry, with very low after-flash tack, in 3 to 8 seconds depending on the spot dryer used and the ink the additive is mixed into. Too much heat / time may cause the mixed ink to become sticky after flashing. Adjust flash unit accordingly. When spot drying, the ink should be just dry to the touch, with no lift off, but not totally fused. Totally fusing the ink mixed with 3802 may cause some adhesion problems with the foil that is being applied. Final curing / fusing should occur in the dryer.

IMPORTANT INFORMATION

For best foil application results, it is important to apply foil within 24 hours of printing and while print is warm.

Foil Resist Additive 3802 and its use should be thoroughly tested for effectiveness and wash fastness before beginning a production run. Due to the difference in inks that the additive may be added to and the difference in the type of foils used, prior testing before beginning production is strongly recommended to help insure proper performance of the combined products.

The Foil Resist Additive 3802 is not a bleed resistant product and should be tested when used on fabrics where bleeding or dye migration may occur. Bleeding or dye migration may not occur right away.

Always stir Foil Resist Additive 3802 and mix thoroughly into other inks before using (**maximum 10% to 15%**) by weight.

Do not use Foil Resist Additive 3802 as is. The additive **must** be mixed into another ink before use.

On some fabrics, wicking to the side of the image may occur if too much 3802 is used in the mixed ink. Test to make sure this is not happening before and after the foil application process.

The addition of Foil Resist Additive 3802 may cause the mixed ink to crock and will make the mixed ink more prone to fibrillation on problem fabrics. Wash tests should be performed before beginning production runs.

LEGAL DISCLAIMER

Recommendations and statements made are based on International Coatings' research and experience. Since International Coatings does not have any control over the conditions of use or storage of the product sold, International Coatings cannot guarantee the results obtained through use of its products. All products are sold and samples given without any representation of warranty, expressed or implied, of fitness for any particular purpose or otherwise, and upon condition that the buyer shall determine the suitability of the product for its own purpose. This applies also where rights of third parties are involved. It does not release the user from the obligation to test the suitability of the product for the intended purpose and application.

REV. 2600001